



**Electrolux**

Modular Cooking Range Line  
900XP Gas Pasta Cooker, 1  
Well, 40 litres

ITEM # \_\_\_\_\_

MODEL # \_\_\_\_\_

NAME # \_\_\_\_\_

SIS # \_\_\_\_\_

AIA # \_\_\_\_\_



Electrolux



Modular Cooking Range Line

900XP Gas Pasta Cooker, 1 Well, 40 litres

391111 (E9PCGD1MF0)

900XP GAS PASTA  
COOKER, 40LT WELL, 1  
WELL

Short Form Specification

Item No. \_\_\_\_\_

High efficiency 16.5 kW burners. Suitable for natural gas or LPG. Constant starch removal during the cooking process. The 40 liter tank is pressed in 316-L type stainless steel to protect against corrosion. Control panel with gas cock and piezo ignition. Safety thermostat prevents the machine from working without water. Height adjustable feet in stainless steel. Exterior panels in stainless steel. Worktop in 20/10, stainless steel. Right angled side edges eliminate gaps and possible dirt traps between units.

Main Features

- In addition to cooking pasta, the appliance can be used for noodles of every kind, rice, dumplings, vegetables and soups for large or small servings.
- High efficiency 16.5 kW burners in stainless steel with flame failure device and power settings for each well, located below the well.
- Water basin in 316-L type Stainless steel.
- Water basin is seamlessly welded into the top of the appliance.
- Provided with integrated drip tray on which baskets can be placed for draining purposes.
- 40 liters water basin.
- Automatic starch removal function during cooking: improved water quality over time.
- Automatic low-water level shut-off: no accidental over-heating.
- Easy-to-use control panel with gas cock and piezo ignition.
- All major compartments located in front of unit for ease of maintenance.
- Continuous water filling regulated through a manual water tap.
- Large drain with manual ball-valve for fast emptying of well.
- **ESD** available as accessory (installed separately): energy saving device uses heat produced by water drained through the overflow to pre-heat tap-in water up to 60°C, for constant water boiling.
- **EnergyControl**: unique feature for fine power adjustment to control boiling level and optimize energy consumption.
- Thermocouple device for added safety.
- **Automatic lifting system** (optional accessory): 200mm wide unit with three stainless steel basket supports, holding one GN 1/3 basket each, to be placed on either or both sides of machine to provide automatic lifting for six small portion baskets (to be ordered separately). Possibility to memorize nine cooking times through digital control.
- IPX5 water resistance certification.
- The special design of the control knob system guarantees against water infiltration.
- One piece pressed 2 mm work top in Stainless steel.
- Unit delivered with four 50 mm legs in stainless steel as standard (all round Stainless steel kick plates as option).

Construction

- All exterior panels in Stainless Steel with Scotch Brite finishing.
- Model has right-angled side edges to allow flush fitting joints between units, eliminating gaps and possible dirt traps.

APPROVAL: \_\_\_\_\_



**Electrolux**

## Modular Cooking Range Line 900XP Gas Pasta Cooker, 1 Well, 40 litres

### Included Accessories

### Optional Accessories

- Junction sealing kit PNC 206086
- Draught diverter, 120 mm diameter PNC 206126
- Matching ring for flue condenser, 120 mm diameter PNC 206127
- Flanged feet kit PNC 206136
- 3 round baskets diam. 181mm for 40lt pasta cookers (927219 must be ordered together) PNC 927212
- 6 round baskets for 40-lt pasta cookers (927219 must be ordered together) PNC 927213
- 1x1/1GN basket for 40lt pasta cookers PNC 927216



**Modular Cooking Range Line  
900XP Gas Pasta Cooker, 1 Well, 40 litres**

The company reserves the right to make modifications to the products without prior notice. All information correct at time of printing.

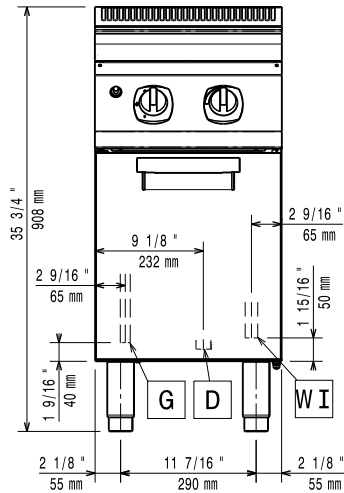
2012.09.28



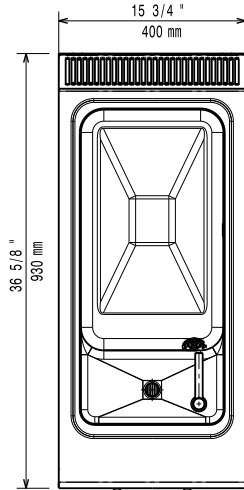
Electrolux

# Modular Cooking Range Line 900XP Gas Pasta Cooker, 1 Well, 40 litres

Front

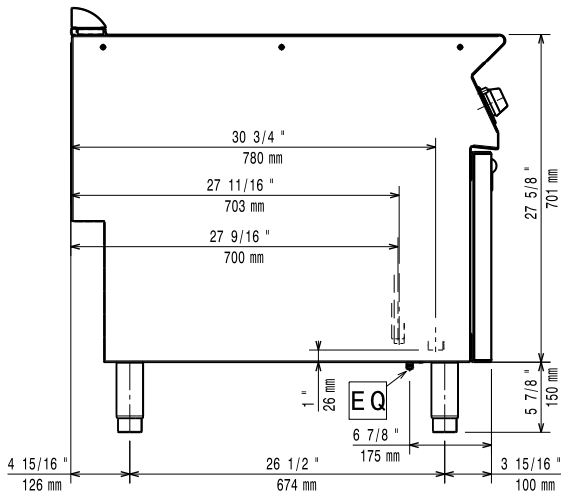


Top



- D** = Drain
- G** = Gas connection
- WI** = Water inlet

Side



## Gas

### Gas Power:

**391111(E9PCGD1MF0)** 56248.5 Btu/hr (16.5 kW)

### Gas Type Option:

LPG; Natural Gas

### Gas Inlet:

1/2" NPT

### Natural gas - Pressure:

7" w.c. (17.4 mbar)

### LPG Gas Pressure:

11" w.c. (27.7 mbar)

## Water:

### Drain "D":

1"

### Incoming Cold Water line size:

3/4"

### Total hardness:

5-50 ppm

*Electrolux recommends the use of treated water, based on testing of specific water conditions.*

Please refer to user manual for detailed water quality information.

## Key Information:

<b>Usable well dimensions (width):</b>	300 mm
<b>Usable well dimensions (height):</b>	260 mm
<b>Usable well dimensions (depth):</b>	520 mm
<b>Well Capacity (MAX):</b>	40 lt MAX
<b>Net weight:</b>	62 kg
<b>Shipping weight:</b>	65 kg
<b>Shipping height:</b>	1080 mm
<b>Shipping width:</b>	480 mm
<b>Shipping depth:</b>	1020 mm
<b>Shipping volume:</b>	0.54 m <sup>3</sup>

If appliance is set up or next to or against temperature sensitive furniture or similar, a safety gap of approximately 150 mm should be maintained or some form of heat insulation fitted.

**Modular Cooking Range Line  
900XP Gas Pasta Cooker, 1 Well, 40 litres**

The company reserves the right to make modifications to the products without prior notice. All information correct at time of printing.

